

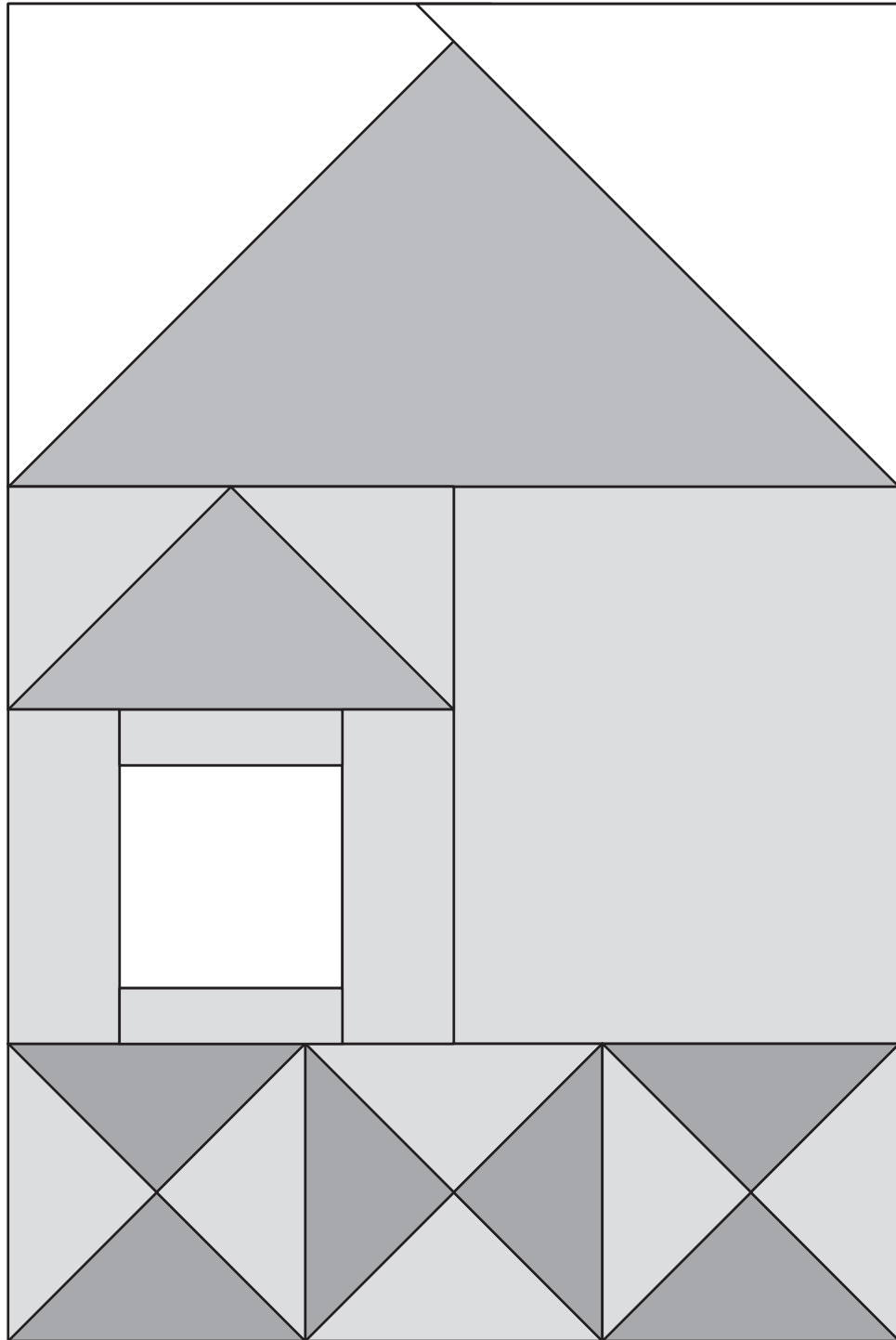


moda

Be My Neighbor

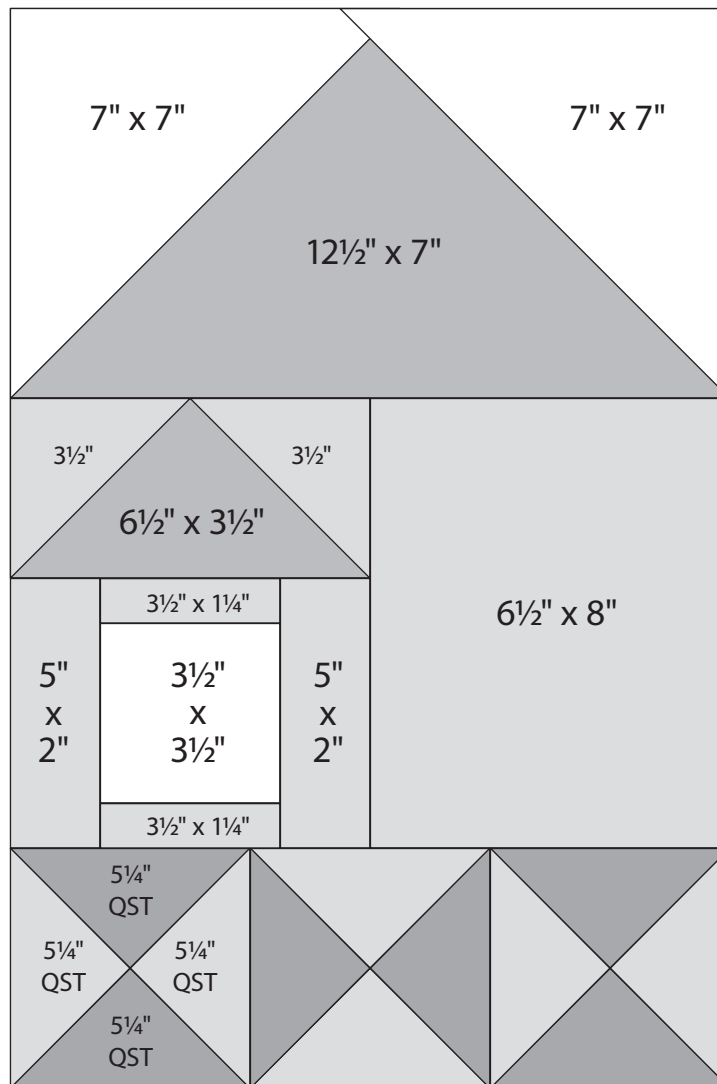
Block 4

12" x 18" finished



General Information

- These are very scrappy blocks. Mix your favorite Moda prints to create your colorful neighborhood!
- Share your progress and final quilt at #BeMyNeighbor. We love to see your results!!!



Block 4
12½" x 18½" unfinished

Cutting

House Roof Large

1–12½" x 7" rectangle

House Roof Small

1–6½" x 3½" rectangle

Quarter-Square Triangles

2–5¼" squares

cut in half twice on the diagonal to
make 8 quarter-square triangles (need 6)

House

1–6½" x 8" rectangle

2–5¼" squares

cut in half twice on the diagonal to
make 8 quarter-square triangles (need 6)

2–5" x 2" rectangles

2–3½" squares

2–3½" x 1¼" rectangles

Window

1–3½" square

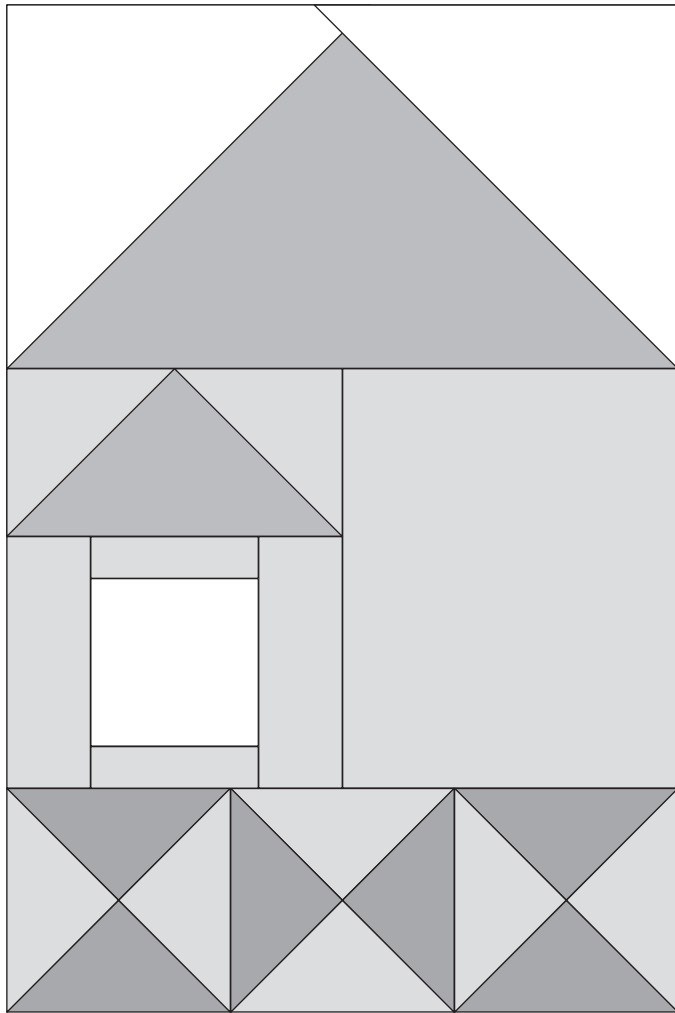
Background

2–7" squares



moda
Be My Neighbor

Block 4 is 12" x 18" finished.



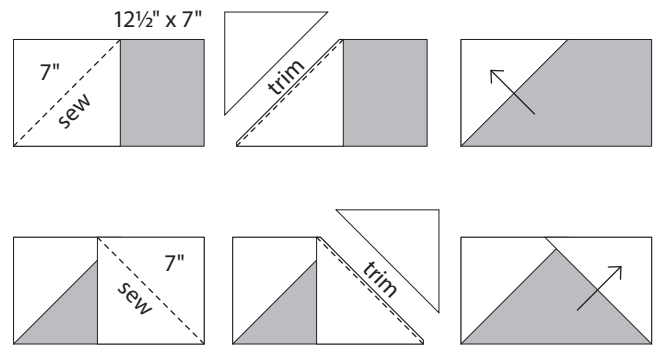
moda

Construction

Use ¼" seams. Press in the direction of the arrows in the diagrams.

1 House Roof Large

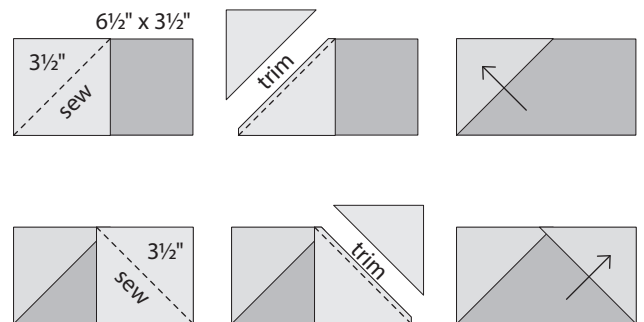
Draw a diagonal line from corner to corner on the wrong side of 2-7" background squares. Layer a 7" marked background square, right sides to together, on 1-12½" x 7" large roof rectangle as shown. Sew on the diagonal line. Trim ¼" from the sewn line. Press to reveal the triangle. Repeat on the the opposite end of the same rectangle. Make 1.



House Roof Large
12½" x 7" unfinished
Make 1.

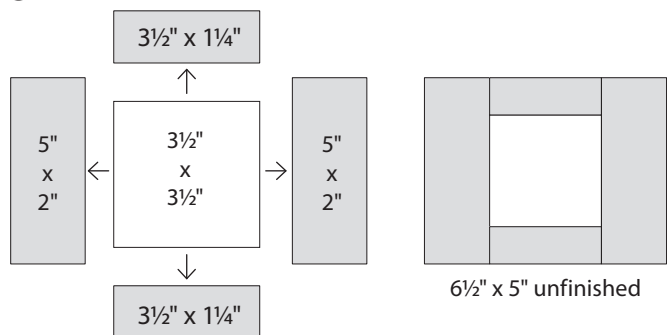
2 House Roof Small

Draw a diagonal line from corner to corner on the wrong side of 2-3½" house squares. Layer a 3½" marked house square, right sides to together, on 1-6½" x 3½" small roof rectangle as shown. Sew on the diagonal line. Trim ¼" from the sewn line. Press to reveal the triangle. Repeat on the the opposite end of the same rectangle. Make 1.

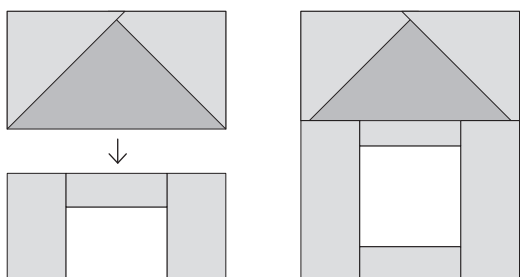


House Roof Small
6½" x 3½" unfinished
Make 1.

3 Assemble the window section as shown.

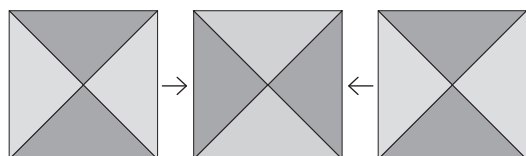
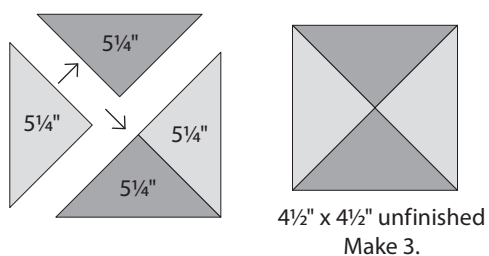


House Roof Small



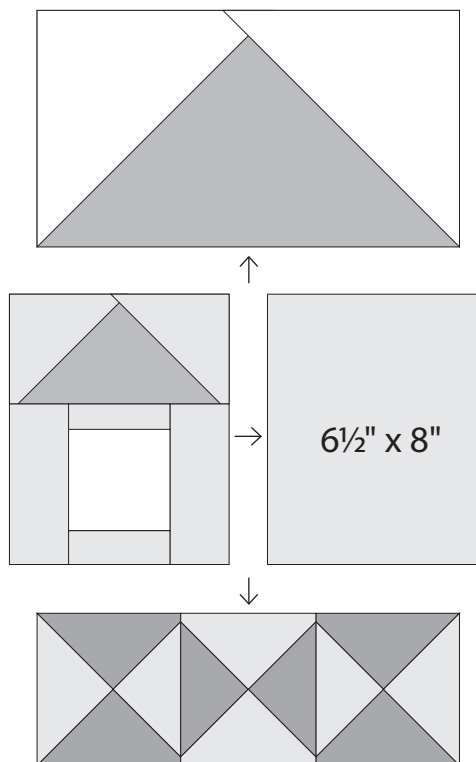
Window Section
6 1/2" x 8" unfinished
Make 1.

4 House Base

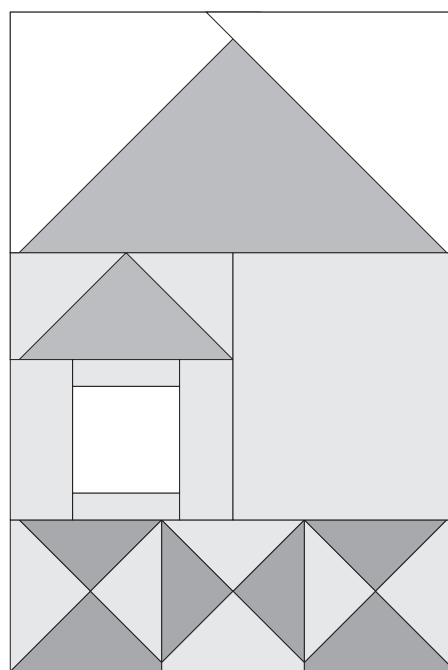


House Base
12 1/2" x 4 1/2" unfinished
Make 1.

5 Assemble the block as shown.



moda



Block 4
12 1/2" x 18 1/2" unfinished