




*moda*

# Be My Neighbor

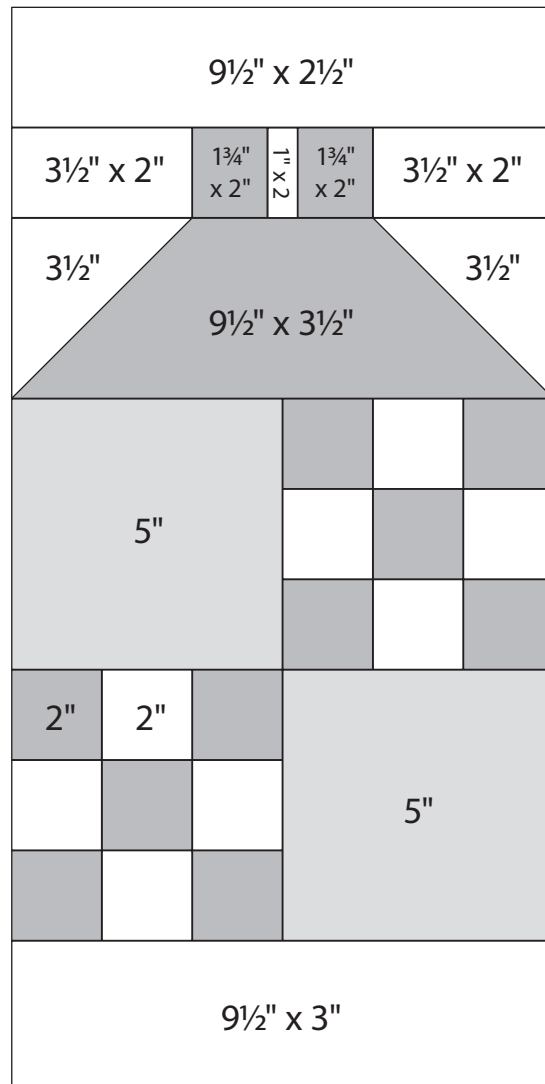
## Block 12

9" x 18" finished



## General Information

- These are very scrappy blocks. Mix your favorite Moda prints to create your colorful neighborhood!
- Share your progress and final quilt at #BeMyNeighbor. We love to see your results!!!



**Block 12**  
9 1/2" x 18 1/2" unfinished

## Cutting

### House Roof

1-9 1/2" x 3 1/2" rectangle

### House

2-5" squares

### Chimneys

2-1 3/4" x 2" rectangles

### Nine-Patches (dark/medium)

10-2" squares

### Background

1-9 1/2" x 3" rectangle

1-9 1/2" x 2 1/2" rectangle

2-3 1/2" squares

2-3 1/2" x 2" rectangles

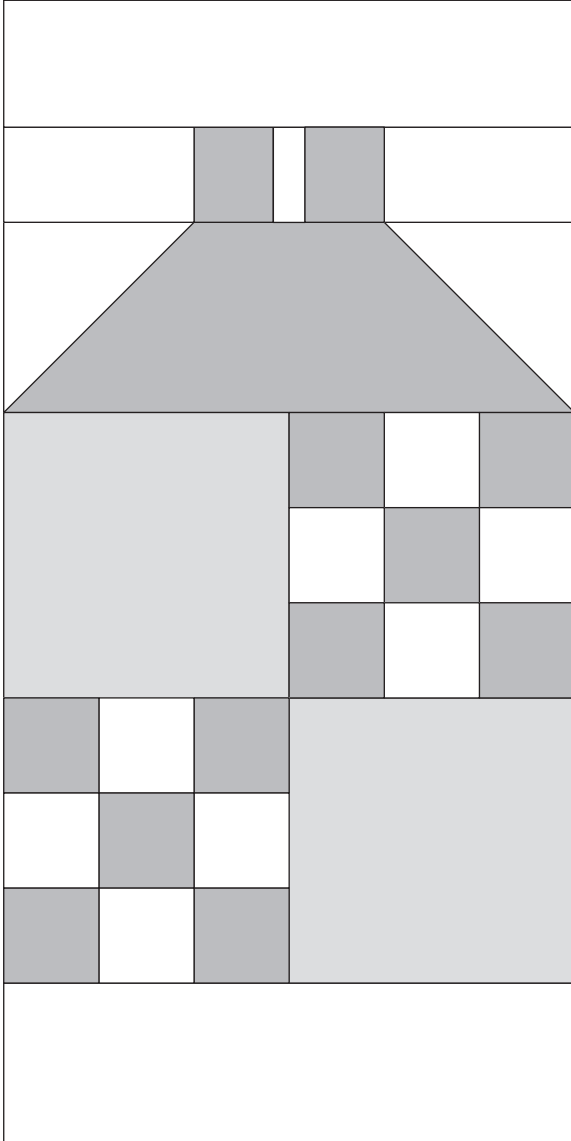
8-2" squares

1-1" x 2" rectangle



# Be My Neighbor

Block 12 is 9" x 18" finished.

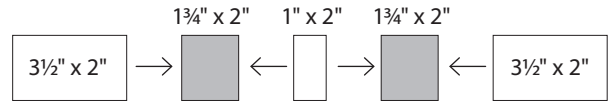


*moda*

## Construction

Use ¼" seams. Press in the direction of the arrows in the diagrams.

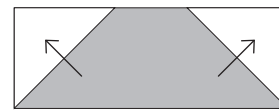
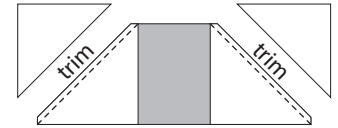
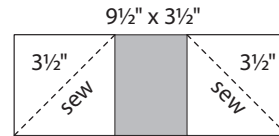
**1** Assemble the chimneys as shown.



Chimneys  
9½" x 2" unfinished  
Make 1.

**2** House Roof

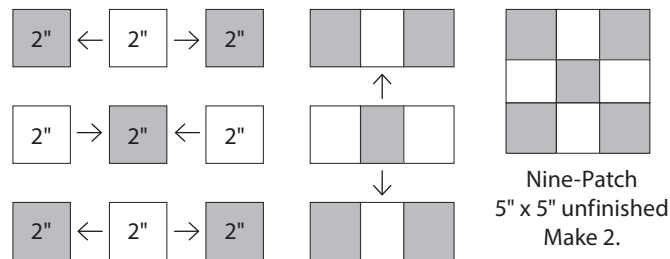
Draw a diagonal line from corner to corner on the wrong side of 2–3½" background squares. Layer a 3½" marked background square, right sides together, on 1–9½" x 3½" roof rectangle as shown. Sew on the diagonal line. Trim ¼" from the sewn line. Press to reveal the triangle. Repeat on the the opposite end of the same rectangle. Make 1.



Roof  
9½" x 3½" unfinished  
Make 1.

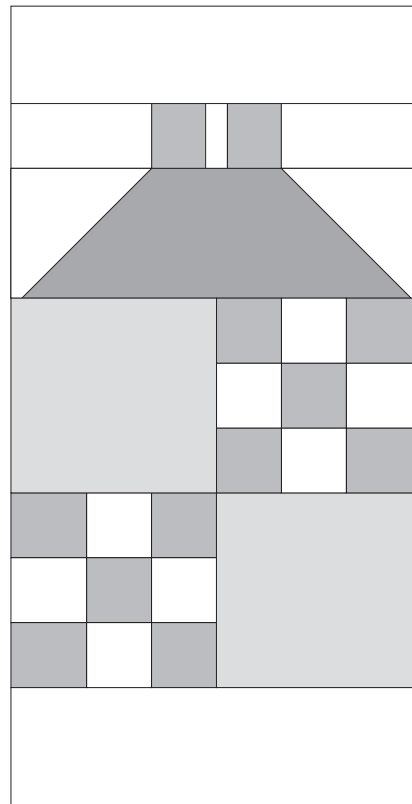
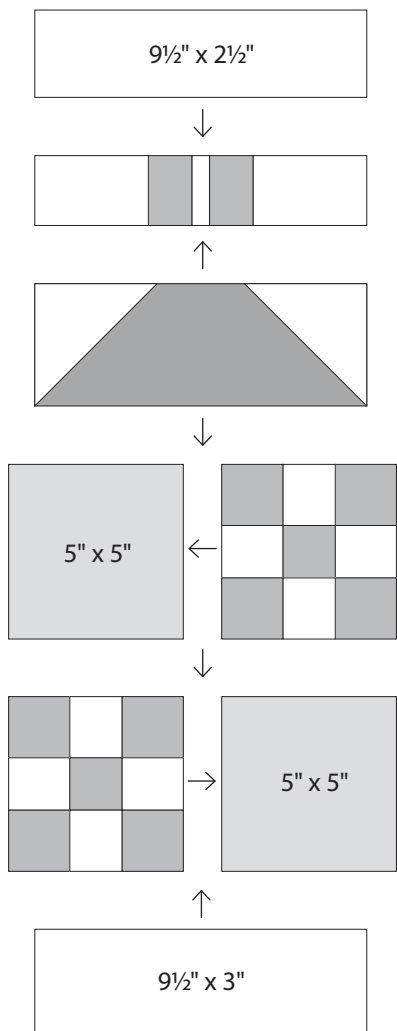
**3** Nine-Patch

Arrange 5–2" dark/medium squares and 4–2" background squares and 3 rows as shown. Join the rows. Make 2 nine-patches.



Nine-Patch  
5" x 5" unfinished  
Make 2.

4 Assemble the block as shown.



Block 12  
 $9\frac{1}{2}'' \times 18\frac{1}{2}''$  unfinished

*moda*